



JOREFCO AERIAL PLATFORM






+971-6-5330815
+971-6-5333963

WWW.JOREFCO.COM/AERIAL-PLATFORMS



AERIAL PLATFORM MODELS SPECIFICATION

Specification 	CTE B150 	CTE B187 
Height	15 m	18 m
Outreach	9 m	9 m
Dimension	1400x700x1100 mm	1400x700x1100 mm
Floor height	13 m	16 m
Weight	250 kg	250 kg